

Indicator Name:**Elk Harvest**

Source Name:	Data for this indicator are available from annual hunter and harvest reports from the state Departments of Fish and Game.
Source Link(s)- Idaho:	https://fishandgame.idaho.gov/content/mhr
	http://fishandgame.idaho.gov/ifwis/huntplanner/mapcenter/
Source Link(s)- Wyoming:	http://wgfd.wyo.gov/web2011/HUNTING-1000184.aspx
Unit of Measure:	Total Number of Elk Harvested
Frequency of Data Availability:	Annually
Data Scale:	Hunting Unit
Other Notes/Comments:	
Calculation/Collection Instructions (Idaho):	To collect these data for Idaho Counties, do the following: 1. identify the hunting units that are in your county including any that are more than halfway in your county using the mapcenter link above (click on layers, check the radiobox for administrative layers, and select counties). 2. From the mhr link above, follow the "available online" hyperlink to identify the most recent year of compiled data. 3. Click on that year, select elk, general season and then the view as CSV button. 4. Open the file in Excel, and sort by the identified unit(s) (Not the Unit ID field) to determine total harvest for that year of all weapons combined.
Data Collector:	Brendle Group
Date of Last Collection:	2/24/2015 (2013 data)
County Collected:	Madison County, Teton WY

Number of Elk Harvested

Madison County

Fremont County

Teton County, ID

Teton County, WY

City, State

Data Collection: Madison County

Madison County, ID

Year

2011

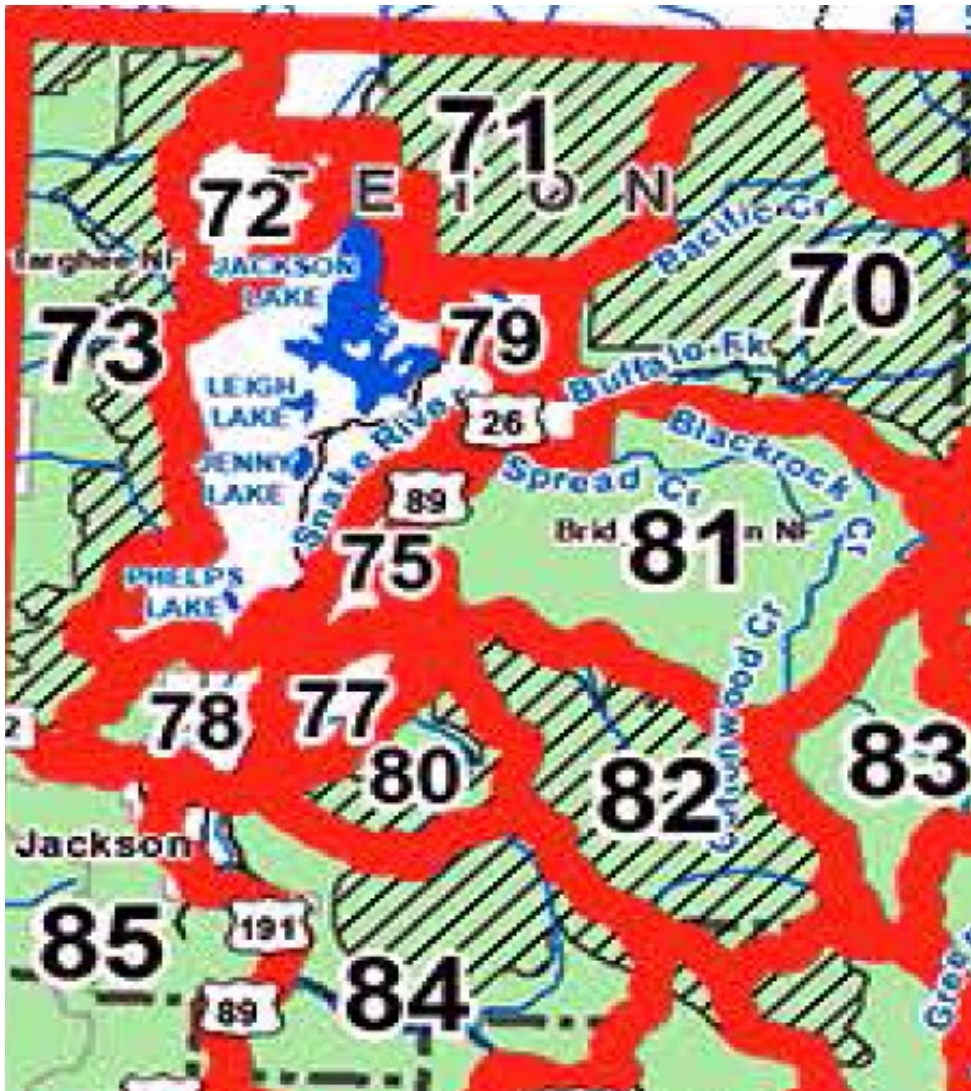
2012

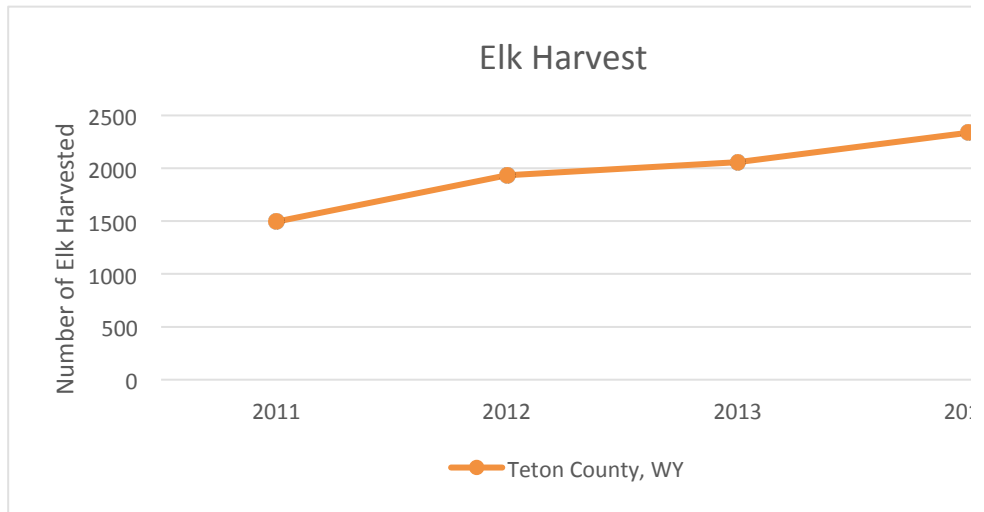
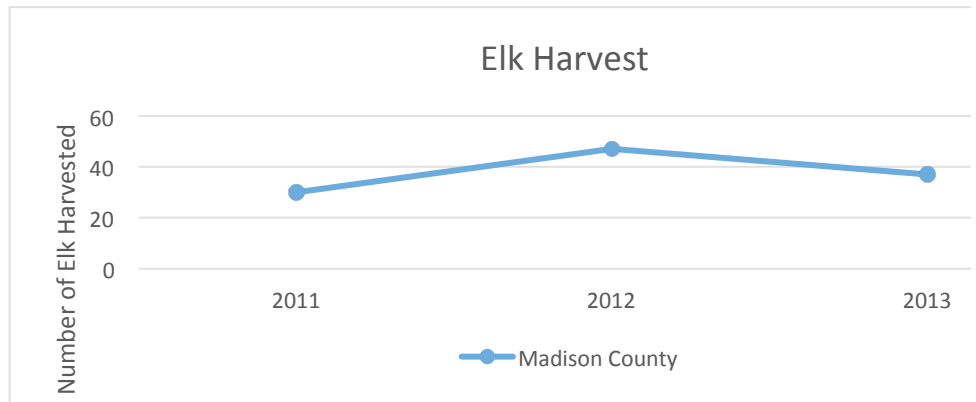
2013

Data Collection: Jackson County, WY

**Calculation/Collection Instructions
(Wyoming):**

Information from Wyoming is available at the link above. The applicable hunting units to look at for the Elk Harvest Report for Teton County, Wyoming are as follows:
70,71,72,73,75,77,78,79,80,81,82,83,84, and 85
Use the Pooled Total in the annual reports to report





2011	2012	2013	2014	2015
30	47	37		
1495	1935	2057	2337	

TakeMethod	Unit	UnitID	Hunters	Harvest	Success	Days
Any Weapon		64	83	299	30	10.2 1297
All Weapons Comt		64	83	360	47	13 1979
All Weapons Comt		64	83	336	37	11.1 1709

2011

Unit	Harvest
70	143
71	62
72	53
73	
75	279
77	132
78	132
79	39
80	79
81	134
82	48
83	80
84	45
85	269
	1495

2012

Unit	Harvest
70	137
71	53
72	
73	29
75	196
77	140
78	168
79	15
80	72
81	149
82	75
83	67
84	518
85	316
	1935

Empty form area with horizontal lines and a small orange mark.

14



Antlered	Antlerless	%Spike	%6+Pts
20	10	25	40
20	26	32.5	24.6
19	18	5.2	73.9



2013

Unit	Harvest
70	201
71	64
72	
73	29
75	289
77	174
78	139
79	17
80	122
81	267
82	100
83	64
84	520
85	71
	2057

2014

Unit	Harvest
70	242
71	90
72	
73	25
75	291
77	457
78	132
79	3
80	261
81	141
82	73
83	56
84	391
85	175
	2337