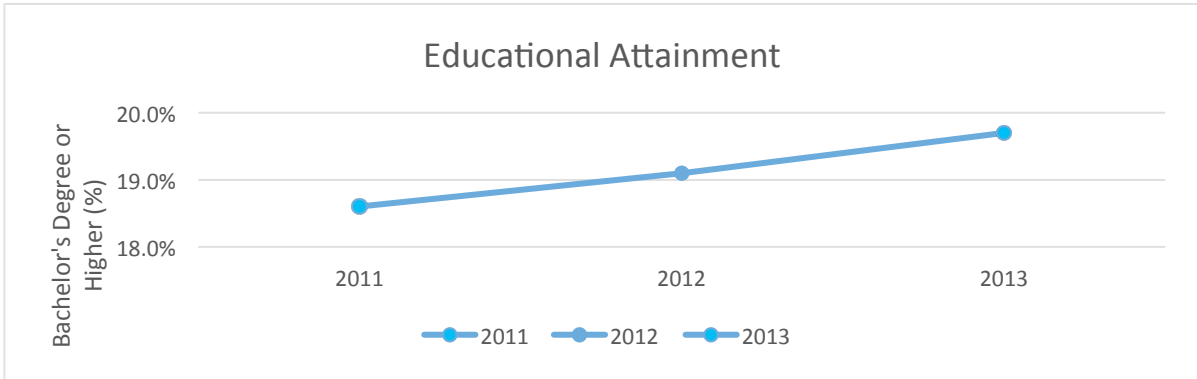
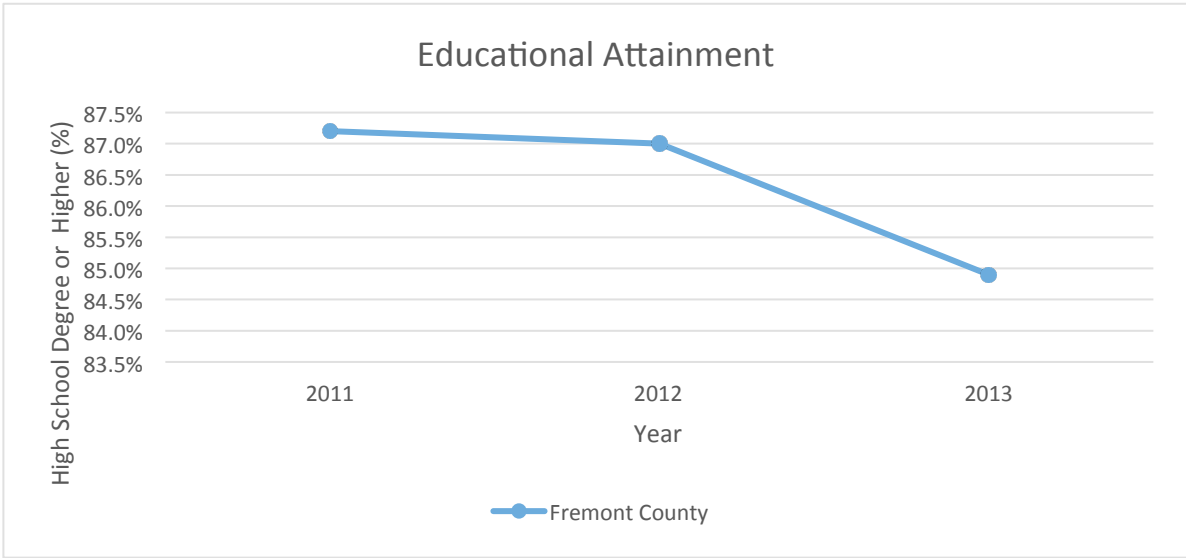


Indicator Name:**Educational Attainment**

Source Name:	Data for this indicator are available from the American Fact Finder website provided by the US Census Bureau. Data are available by city/county, through the American Community Survey estimates of educational attainment.
Source Link:	http://factfinder2.census.gov
Unit of Measure:	High School Degree or Higher, College Degree or Higher (percentage of the population with a high school degree or higher and the percentage of the population with a bachelor's degree or higher)
Frequency of Data Availability:	Annually
Data Scale:	Census Designated Places (Rexburg, Jackson)/County
Other Notes/Comments:	
Calculation/Collection Instructions:	<ol style="list-style-type: none"> 1. At the FactFinder website, select advanced search. 2. Input the following: The jurisdictions of interest, under Topic, enter S1501: Educational Attainment, select all available years, and choose the tables S1501 Educational Attainment for the years you are interested in. 3. Scroll to the Percent high school graduate or higher, and the Percent bachelor's degree or higher underneath that row. 4. Update the tables and graphs with the correct information.
Data Collector:	Brendle Group
Date of Last Collection:	3/10/15

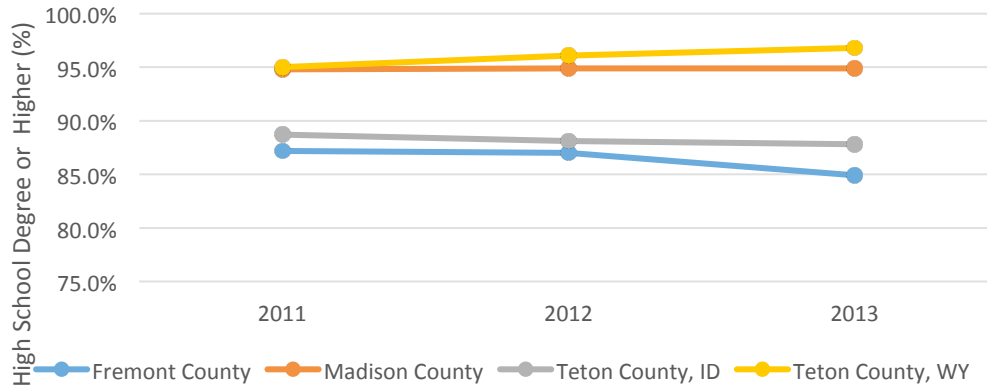
High School Degree or Higher (%)**Fremont County****Madison County****Teton County, ID****Teton County, WY****Bachelor's Degree or Higher (%)****Fremont County****Madison County****Teton County, ID****Teton County, WY**



2011	2012	2013	2014
87.2%	87.0%	84.9%	
94.8%	94.9%	94.9%	
88.7%	88.1%	87.8%	
95.0%	96.1%	96.8%	

2011	2012	2013	2014
18.6%	19.1%	19.7%	
30.9%	31.9%	33.7%	
33.2%	33.3%	34.4%	
52.7%	49.0%	48.7%	

Educational Attainment



Educational Attainment

